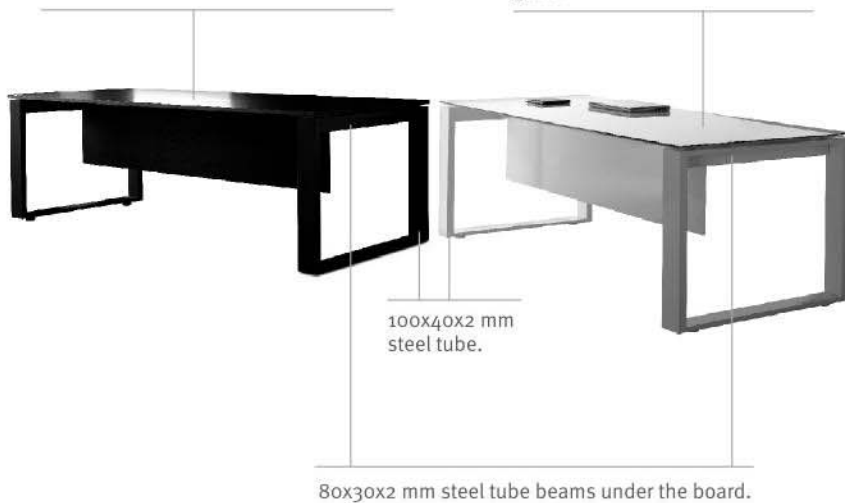


19 mm thick particle board covered with natural wood sheet. straight edging covered in the same material.

Board made in 12 mm thick safety glass.

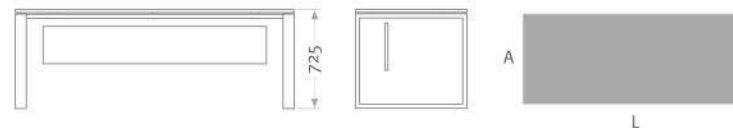
100x40x2 mm steel tube.

80x30x2 mm steel tube beams under the board.



DIMENSIONS

A: 900/1000
L: 1800/2000/2200



FEATURES AND EQUIPMENT



OPTIONS

Mesa con cajones bajo encimera.
Faldones a juego con la encimera.
Posibilidad de colocar una canaleta de electrificación.

ACABADOS

ESTRUCTURAS



SUPERFICIE CRISTAL



TABLEROS MADERA



CERTIFICATES



EQUIS PROGRAM

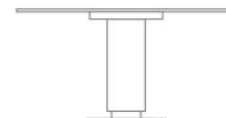
meeting table

19 mm thick particle board covered with natural wood sheet. straight edging covered in the same material or with 12 mm tempered glass.



Central support made in mdf, a rectangular steel base and a 50x20x2 mm steel tube frame under the board.

DIMENSIONS



2200x1100



1500x1500



2800x1400

OPTIONS

Possibility of wood board tables with central electrification and cable outlet at the bottom of the central support.

FINISHES

STRUCTURES



white black

GLASS SURFACE



white black

WOOD BOARDS



CERTIFICATES



EQUIS PROGRAM

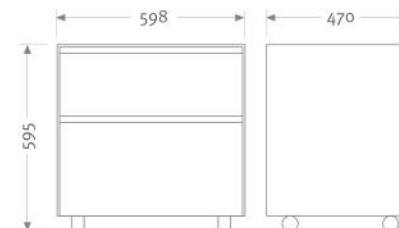
block with wheels

The facings of the drawers can be finished in lacquered mdf in the same tone as the frame or in 19 mm thick wood.



Metal structure drawers and guide rails.

DIMENSIONS



FEATURES AND EQUIPMENT

- Equipped with drawer and tray.
- Includes stationery tray and cd holder.

OPTIONS

- Different possibilities of combining finishes.
- Guide rails with silent closing system.
- Optional lock.

FINISHES

STRUCTURES



white black

GLASS SURFACE



white black


WOOD BOARDS



CERTIFICATES

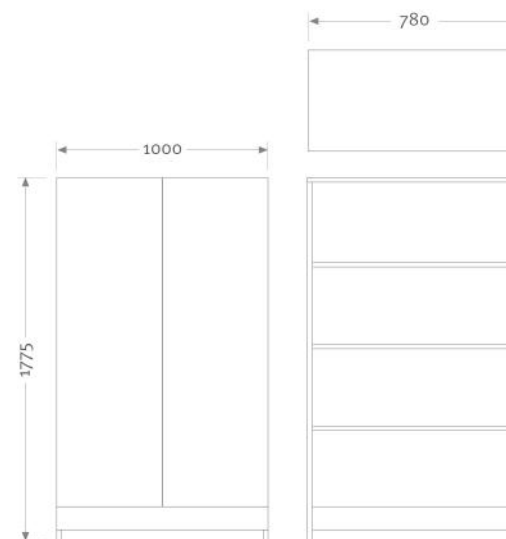


Open cabinet or with swinging doors.



The facings of the doors can be finished in lacquered mdf in the same tone as the frame or in 19 mm thick wood.

DIMENSIONS



FEATURES AND EQUIPMENT

- The mixed cabinets have a separator in the middle to separate the cabinet from the filing area.
- The cabinets with swinging doors have a click system to open and close the door.
- Optional lock.
- Topple over protection system at the back fastened to the wall.
- Hidden topple over protection system if not fastened to the wall.

FINISHES

STRUCTURES



white black

GLASS SURFACE



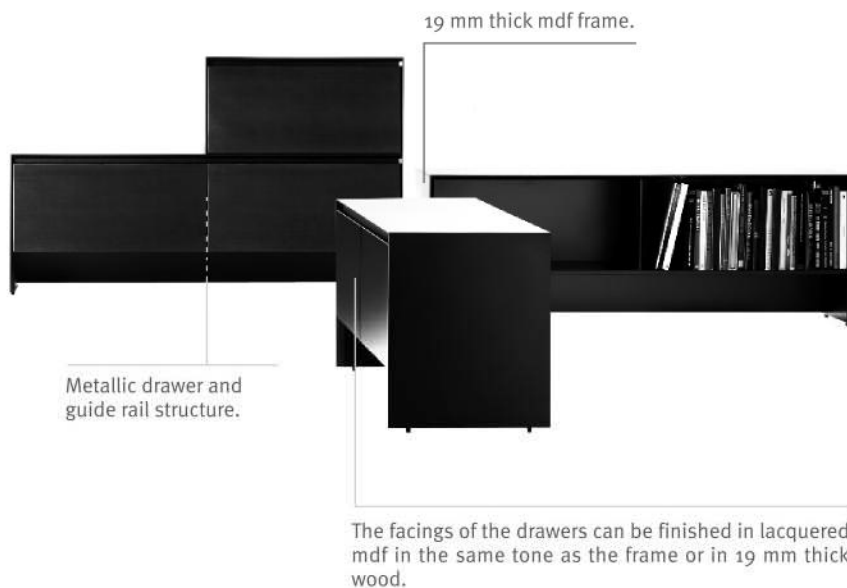
white black

WOOD BOARDS




CERTIFICATES





DIMENSIONS



FEATURES AND EQUIPMENT


- Availability of open credenzas and with drawers, both with a central divider.
- Optional lock.
- Topple over protection system at the back fastened to the wall.
- Hidden topple over protection system if not fastened to the wall.
- Possibility of different combinations.

FINISHES

STRUCTURES



GLASS SURFACE



WOOD BOARDS



CERTIFICATES